

CLOSE READING

Choice Board

CLOSE Reading Choice Board
Read like a detective!

case #1 Read the text independently. Next, answer the question using the question stem, "After reading _____, I learned the article was mostly about (write the gist of the article)."	case #1 Read the text independently, using think marks to annotate the text. Next, answer the question using the question stem, "After reading _____ one question I have about the topic is _____"	case #2 Now that you have the gist of the text, reread the text using think marks to annotate as you read. Answer the question, "After rereading (title of text), I discovered that the author's purpose was (explain) because (give reasons to support)."
case #1 Read the text independently. Next, answer the question using the question stem, "After reading (title of text), I was surprised to learn _____ because _____"	case #3 You can do it! Reread the text one last time. What connections can you make with the text? Use the prompt, "One connection I can make with the text is _____ because _____"	case #2 Now that you have the gist of the text, reread the text using think marks to annotate as you read. Answer the question, "I think the word _____ means _____ After looking up the word I learned _____"
case #1 Read the text independently. Next, answer the question using the question stem, "My favorite part of (title of text) was _____ because _____"	case #2 Now that you have the gist of the text, reread the text using think marks to annotate as you read. Answer the question, "After rereading (title of text), I agree/disagree with the author on the part _____ because _____"	case #2 Now that you have the gist of the text, reread the text using think marks to annotate as you read. Answer the question, "After rereading (title of text), I found the text structure, _____ to be helpful because _____"


DIRECTIONS: You are a text detective and must complete three of the above activities in a tic-tac-toe fashion. You must pass through the center and complete case #3. Use the attached notebook templates to record your thoughtful responses. Once you complete the first 3 cases, you are ready for the final mission, which is to summarize the text.


Final Mission
Congratulations! You are a reading detective. Now you are ready to summarize the text.

Students are more engaged when they have a choice in how they present mastery of a concept.

Choice boards are perfect for:

- Interactive Notebooks
- Centers
- Homework






CLOSE Reading

Choice Board

Read like a detective!

<p>CASE #1</p> <p>Read the text independently. Next, answer the question using the question stem, "After reading _____, I learned the article was mostly about (write the gist of the article)."</p>	<p>CASE #1</p> <p>Read the text independently, using think marks to annotate the text. Next, answer the question using the question stem, "After reading _____, one question I have about the topic is _____."</p>	<p>CASE #2</p> <p>Now that you have the gist of the text, reread the text using think marks to annotate as you read. Answer the question, "After rereading (title of text), I discovered that the author's purpose was (explain) because (give reasons to support)."</p>
<p>CASE #1</p> <p>Read the text independently. Next, answer the question using the question stem, "After reading (title of text), I was surprised to learn _____ because _____."</p>	<p>CASE #3</p> <p>You can do it! Reread the text one last time. What connections can you make with the text? Use the prompt, "One connection I can make with the text is _____ because _____."</p>	<p>CASE #2</p> <p>Now that you have the gist of the text, reread the text using think marks to annotate as you read. Answer the question, "I think the word _____ means _____. After looking up the word I learned _____."</p>
<p>CASE #1</p> <p>Read the text independently. Next, answer the question using the question stem, "My favorite part of (title of text) was _____ because _____"</p>	<p>CASE #2</p> <p>Now that you have the gist of the text, reread the text using think marks to annotate as you read. Answer the question, "After rereading (title of text), I agree/disagree with the author on the part _____ because _____."</p>	<p>CASE #2</p> <p>Now that you have the gist of the text, reread the text using think marks to annotate as you read. Answer the question, "After rereading (title of text), I found the text structure, _____, to be helpful because _____."</p>

DIRECTIONS: You are a text detective and must complete three of the above activities in a tic-tac-toe fashion. You must pass through the center and complete case #3. Use the attached notebook templates to record your thoughtful responses. Once you complete the first 3 cases, you are ready for the final mission, which is to summarize the text.



Read like a detective

Case #1

Lined writing area for Case #1

Read like a detective

Case #2

Lined writing area for Case #2

Read like a detective

Case #3

Read like a detective

Case #4

Main Idea: _____

Supporting Details:

- _____
- _____
- _____



Close Reading

“Think” Marks



LOL	Funny part!
😊	A favorite part. Love this part.
?	Confusing part
○	Important/Unknown Word
✳️	Important part/ key detail
<u>Line</u>	Main Idea (underline the part)

Close Reading

"Think" Marks

STOP and jot down YOUR thoughts as you read the text.

LOL Funny Part!

 Favorite Part/
Love this part

 Confusing
Part

 Important or
Unknown
Word

 Important
part / Key
Detail

Line Main Idea

Close Reading

"Think" Marks

STOP and jot down YOUR thoughts as you read the text.

LOL Funny Part!

 Favorite Part/
Love this part

 Confusing
Part

 Important or
Unknown
Word

 Important
part / Key
Detail

Line Main Idea

Close Reading

"Think" Marks

STOP and jot down YOUR thoughts as you read the text.

LOL Funny Part!

 Favorite Part/
Love this part

 Confusing
Part

 Important or
Unknown
Word

 Important
part / Key
Detail

Line Main Idea