


Thinking Outside The Box

Exercising Creative Minds



So what is this resource?

If you are like me, you recognize that all the pushing we do to pass tests and get through our curriculum can be a dangerous game. It is my belief that if we prepare our students to be hard workers, creative thinkers, and team players and pair that with quality instruction-- the rest will simply fall into place.

What we often don't leave enough time for in our busy school day is time to nurture creativity. Whether it be letting students solve engaging real-world problems, write freely about topics they care about, research things in the world that interest them--or any other exercises in creativity, we must give students time to practice being creative.

This resource is geared toward helping you squeeze a little "creativity instruction" into your packed day! Whether you use these as warm ups, team builders, center activities, or exercises for fast finishers, this resource has everything ready for you to print and use and even has work samples to make it even more clear!

What's included?

Three different types of activities are included with this resource...including blank pages so you or students can make up your own!

"Squigglestorm" sheets where students take a provided doodle and extend it into a drawing from their own mind.

"Braintimer" sheets where students need to think "outside the box" to come up with lists, drawings, and objects that fit certain categories in a set amount of time. The goal? Find solutions that no one else has tried!

"Word Power" sheets that ask students to brainstorm ideas off of a word and to make word "ladders" that take them from one concept to the next. Creativity is key—and there are countless solutions!

These activities are great for upper elementary and middle schools students—and are a GREAT staff development activity to remind even the adults how important it is to think outside the box!

Squigglestorms!



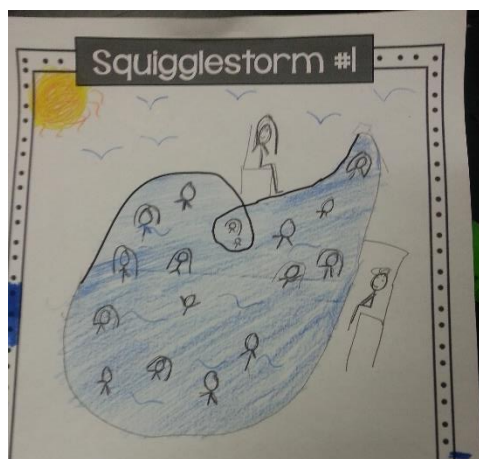
What are "Squigglestorms"? This started out as an indoor recess activity for my students on cold winter days! They would be able to draw or play board games, but I kept hearing "I don't know what to draw!" I started drawing for them by just swiping a scribble across the page and told them to finish it. They had SO much fun—and the more they did, the more creative they got!

So whereas "brainstorming" can lead to lots of creative thinking, so can "Squiggle"storming!


I hope your students have fun with the squigglestorms I have started—but have also given a blank one for YOU to make your own—or for students to make them for other students. I added in the place to name their masterpiece so that they could get even MORE creative. We talked about titles and how writers and authors choose titles—and they were off and running! Enjoy!

Squigglestorms!

Like this!




Squigglestorm #1




This masterpiece is entitled:

Squigglestorm #2




This masterpiece is entitled:

Squigglestorm #3




This masterpiece is entitled:

Squigglestorm #4



This masterpiece is entitled:

Squigglestorm #5




This masterpiece is entitled:

Squigglestorm #6


This masterpiece is entitled:

Squigglestorm #7



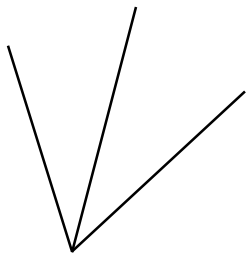
This masterpiece is entitled:

Squigglestorm #8



This masterpiece is entitled:

Squigglestorm #9



This masterpiece is entitled:

Squigglestorm #10



This masterpiece is entitled:

My Squigglestorm

This masterpiece is entitled:


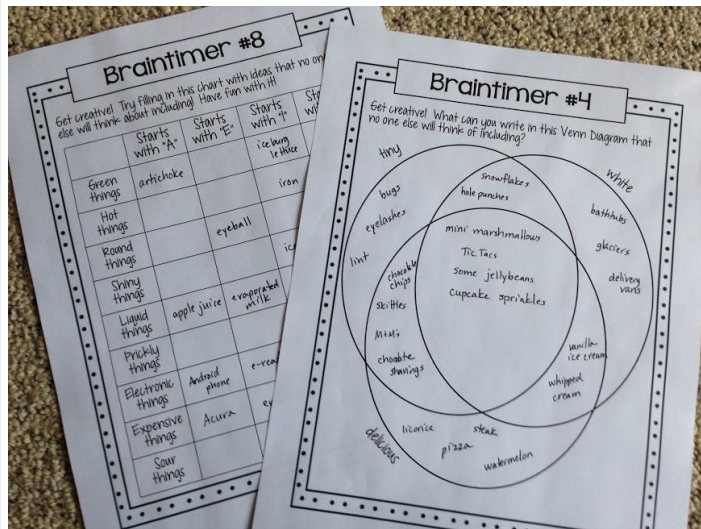
Braintimers!

What are "Braintimers"? This idea started as a way to try to get students to be better risk takers. So many students get overshadowed by the louder, more confident members of their classes, so I wanted to find more and more ways for all students to be involved—in a low stress, non-academic way. That being said, there is a great deal of academic power in being able to think outside the box and to work quickly—thus the "Braintimers"—activities where there is no wrong answer, just lots of opportunities to generate ideas!

Each of the following activities is meant to be quick—just a few minutes each. The power comes after the time is up. Have each child look at their work and pick the one or two things they wish to share—ask them to try to think of what other people might NOT have come up with! Remember to not get too caught up in what is right and wrong...in fact, if they are "stretching" the limits—they are thinking creatively!

Braintimers!


Like this!



And this!





















Braintimer #1

Get creative! What can you turn all these into? Try to think outside the box and come up with ideas no one else will!
Be ready to share your favorite.



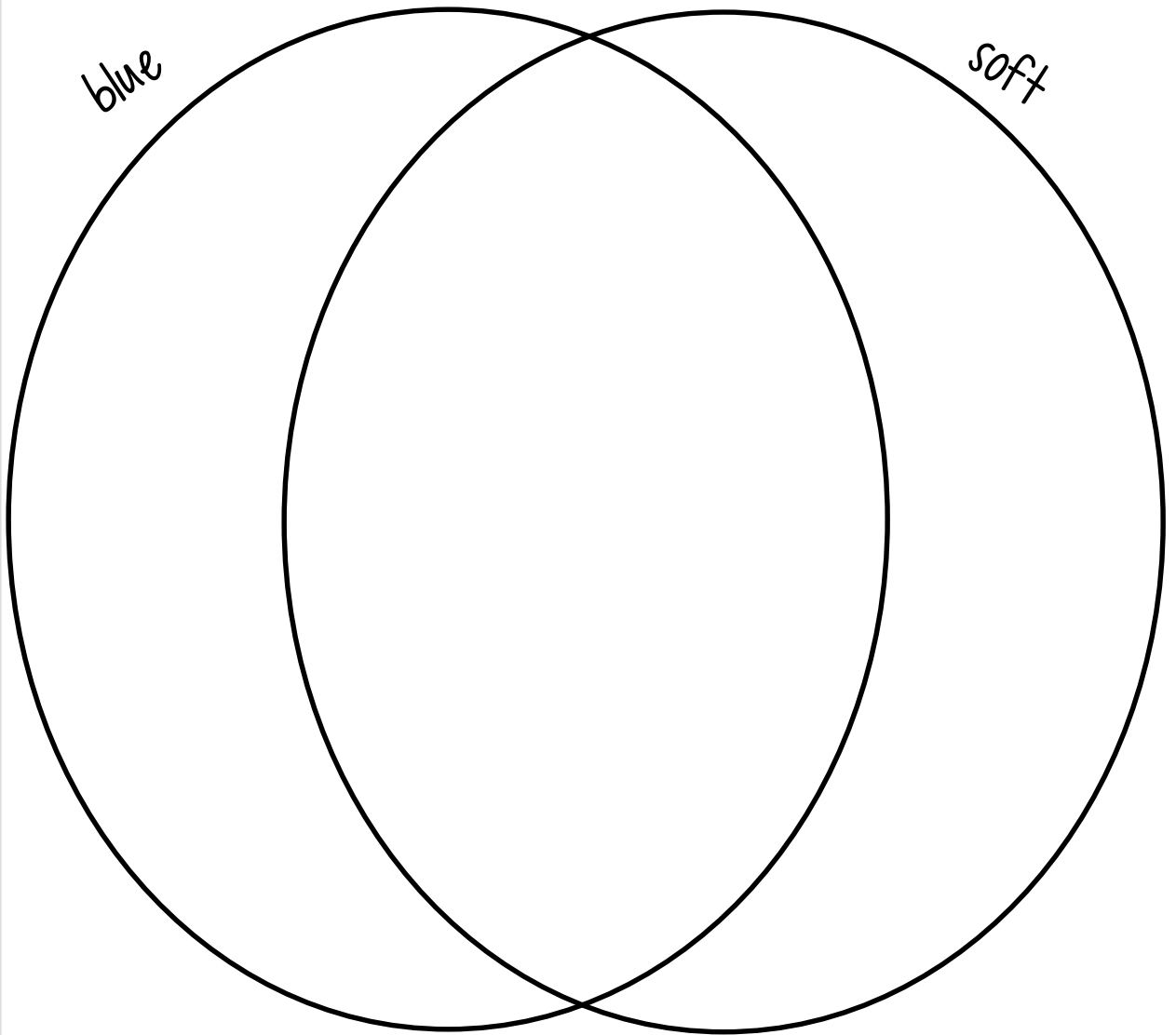
Braintimer #2

Get creative! What can you turn all these into? Try to think outside the box and come up with ideas no one else will!
Be ready to share your favorite.



Braintimer #3

Get creative! What can you write in this Venn Diagram that no one else will think of including?



Braintimer #4

Get creative! What can you write in this Venn Diagram that no one else will think of including?

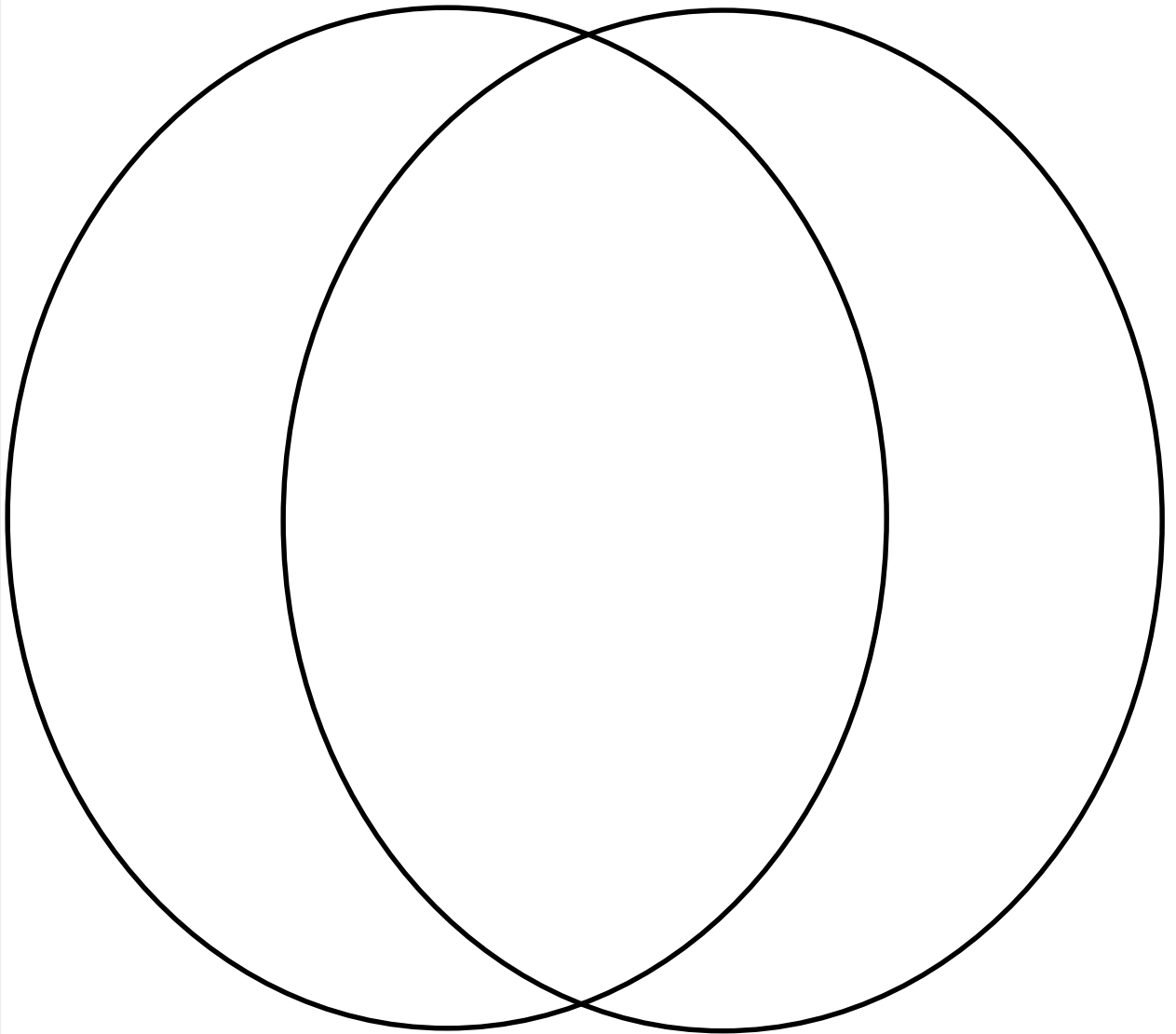
tiny

white

delicious

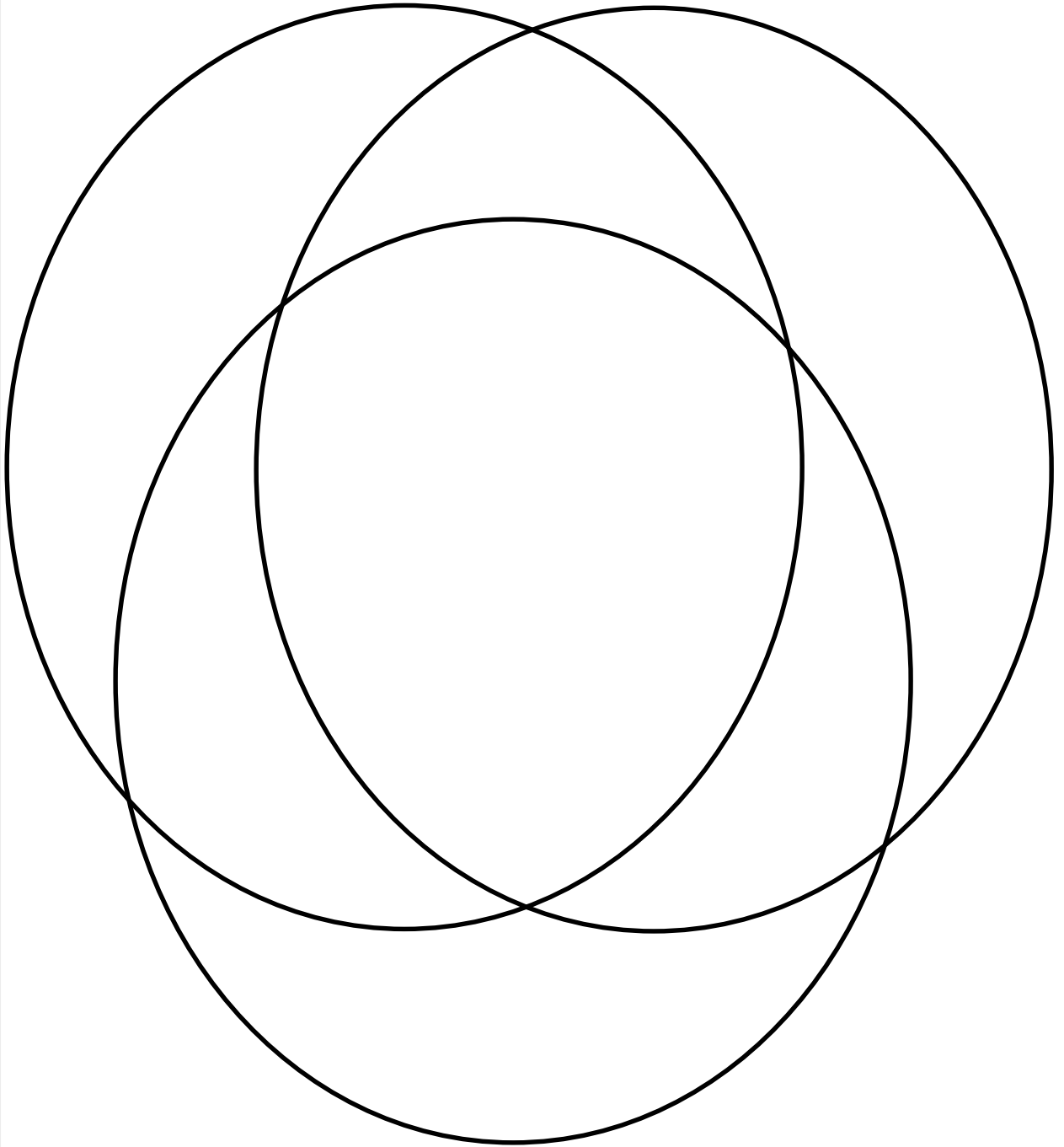
Braintimer #5

Get creative and make your own! What can you write in this Venn Diagram that no one else will think of including?



Braintimer #6

Get creative and make your own! What can you write in this Venn Diagram that no one else will think of including?



Braintimer #7

Get creative! Try filling in this chart with ideas that no one else will think about including! Have fun with it!

	3 letters	4 letters	5 letters	6 letters
Green things				
Hot things				
Round things				
Shiny things				
Liquid things				
Prickly things				
Electronic things				
Expensive things				
Sour things				

Braintimer #8

Get creative! Try filling in this chart with ideas that no one else will think about including! Have fun with it!

	Starts with "A"	Starts with "E"	Starts with "I"	Starts with "O"
Green things				
Hot things				
Round things				
Shiny things				
Liquid things				
Prickly things				
Electronic things				
Expensive things				
Sour things				

Braintimer #9

Get creative! Try filling in this chart with ideas that no one else will think about including! Have fun with it!

	3 letters	4 letters	5 letters	6 letters
Yellow things				
Cold things				
Sharp things				
Fuzzy things				
Living things				
Huge things				
Rolling things				
Loud things				
Useful things				

Braintimer #10

Get creative! Try filling in this chart with ideas that no one else will think about including! Have fun with it!

	Starts with "A"	Starts with "E"	Starts with "I"	Starts with "O"
Yellow things				
Cold things				
Sharp things				
Fuzzy things				
Living things				
Huge things				
Rolling things				
Loud things				
Useful things				

Braintimer #11

Get creative! Try making your OWN chart for others to use!

Word Power!

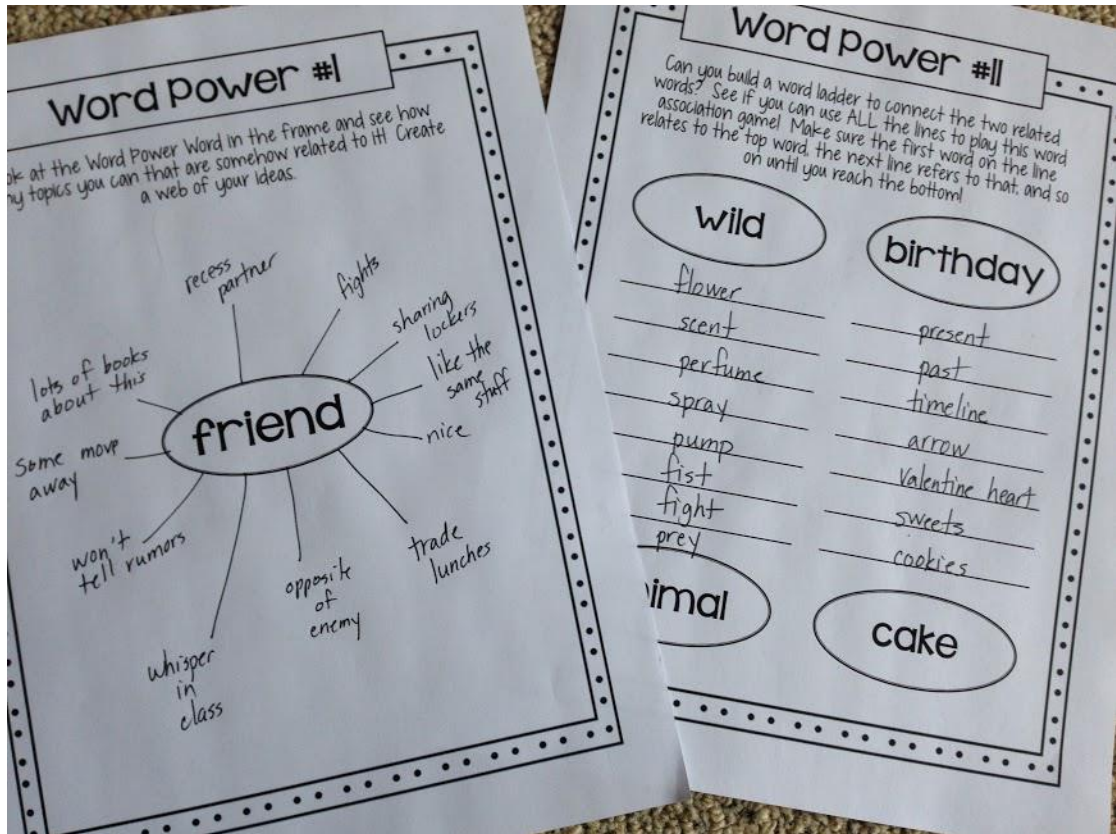
What is "Word Power"? Word Power is a set of activities that helps students make connections among words and concepts. Whether generating a list of ideas on a topic or playing a word association game, creativity with words is such a valuable trait! See how much fun your students can have playing with words with the pages in this section.

The first Word Power activities involve brainstorming and are best in small groups. Consider having the students each start with their own sheet for a few minutes, then pair up, then put two pairs together to see the power of small group ideas! Encourage them to piggy back off each others' ideas.

The second set of activities involves creating a word ladder to get them from one concept to the next. Students can use just one line to make the jump or all of them—and, again, working in teams is a fun way to get the creative juices flowing!

Word Power!

Like this!



Word Power #1

Look at the Word Power Word in the frame and see how many topics you can make that are somehow related to it!
Create a web of your ideas.

friend

Word Power #2

Look at the Word Power Word in the frame and see how many topics you can make that are somehow related to it!
Create a web of your ideas.

petrified

Word Power #3

Look at the Word Power Word in the frame and see how many topics you can make that are somehow related to it!
Create a web of your ideas.

birthday

Word Power #4

Look at the Word Power Word in the frame and see how many topics you can make that are somehow related to it!
Create a web of your ideas.

tornado

Word Power #5

Look at the Word Power Word in the frame and see how many topics you can make that are somehow related to it!
Create a web of your ideas.

cheating

Word Power #6

Look at the Word Power Word in the frame and see how many topics you can make that are somehow related to it!
Create a web of your ideas.

sleepover

Word Power #7

Look at the Word Power Word in the frame and see how many topics you can make that are somehow related to it!
Create a web of your ideas.

music

Word Power #8

Look at the Word Power Word in the frame and see how many topics you can make that are somehow related to it!
Create a web of your ideas.

lost

Word Power #9

Look at the Word Power Word in the frame and see how many topics you can make that are somehow related to it!
Create a web of your ideas.

challenge

Word Power #10

Look at the Word Power Word in the frame and see how many topics you can make that are somehow related to it!
Create a web of your ideas.

question

Word Power #11

Can you build a word ladder to connect the two related words? See if you can use ALL the lines to play this word association game! Make sure the first word on the line relates to the top word, the next line refers to that, and so on until you reach the bottom!

wild

birthday

animal

cake

Word Power #12

Can you build a word ladder to connect the two related words? See if you can use ALL the lines to play this word association game! Make sure the first word on the line relates to the top word, the next line refers to that, and so on until you reach the bottom!

sun

pen

moon

pencil

Word Power #13

Can you build a word ladder to connect the two related words? See if you can use ALL the lines to play this word association game! Make sure the first word on the line relates to the top word, the next line refers to that, and so on until you reach the bottom!

baseball

movie

bat

star

Word Power #14

Can you build a word ladder to connect the two related words? See if you can use ALL the lines to play this word association game! Make sure the first word on the line relates to the top word, the next line refers to that, and so on until you reach the bottom!

butter

car

fly

door

Word Power #15

Can you build a word ladder to connect the two related words? See if you can use ALL the lines to play this word association game! Make sure the first word on the line relates to the top word, the next line refers to that, and so on until you reach the bottom!

library

watch

book

dog

Word Power #16

Can you build a word ladder to connect the two related words? See if you can use ALL the lines to play this word association game! Make sure the first word on the line relates to the top word, the next line refers to that, and so on until you reach the bottom!

ice

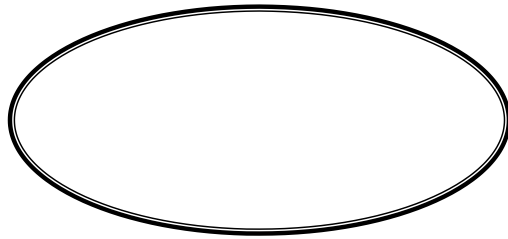
tree

cube

house

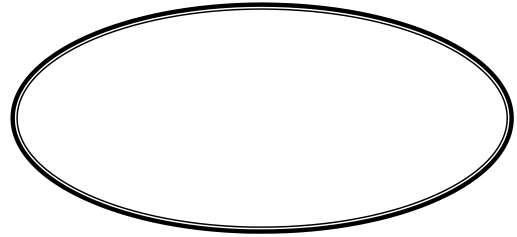
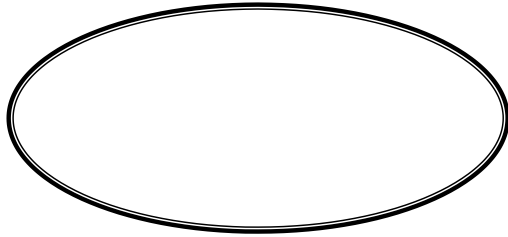
Word Power #10

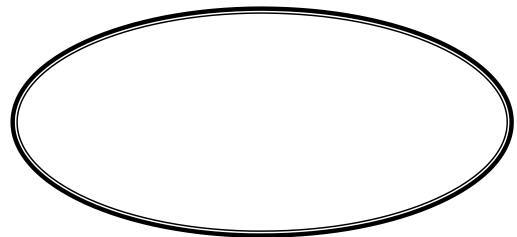
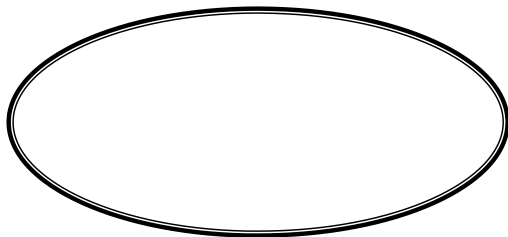
Look at the Word Power Word in the frame and see how many topics you can that are somehow related to it! Create a web of your ideas.



My Own Word Power

Can you build a word ladder to connect the two related words? See if you can use ALL the lines to play this word association game! Make sure the first word on the line relates to the top word, the next line refers to that, and so on until you reach the bottom!





I have taught grades 1, 2, 3, 4, and 6 for the past twenty “plus” years and pride myself on my creativity and ability to engage students in meaningful learning. I have my masters in educational leadership and curriculum and look forward to sharing many of my ideas with all of you!

Digital paper from www.sassy-designs.net
Fabulous fonts from <http://www.kimberlygeswein.com/>

Glitter box clipart by
<http://www.teacherspayteachers.com/Store/Glitter-Meets-Glue-Designs>

Fun Frames by
<http://www.teacherspayteachers.com/Store/Teaching-For-Fun>

www.theteacherstudio.com
<http://www.facebook.com/pages/Fourth-Grade-Studio/154102318070432>

Twitter @FourthGrStudio
Instagram @Fourthgradestudio

All rights reserved by ©The Teacher Studio. Purchase of this problem set entitles the purchaser the right to reproduce the pages in limited quantities for single classroom use only. Duplication for an entire school, an entire school system, or commercial purposes is strictly forbidden without written permission from the author at fourthgradestudio@gmail.com. Additional licenses are available at a reduced price.

